



Club Health Assessment for District 331 A through March 2025

			Status	Membership							Reports					Finance		LCIF
Club Number	Club Name	Charter Date		Current Member Count	YTD Members Added	YTD Members Dropped	YTD Net Growth	YTD Net Growth%	Member Count 12 Months Ago	Avg. length of service for dropped members	Months Since Last MMR ***	Yrs. Since Last Officer Report	President Rotation	Vice President Reported ****	Months Since Last Activity Report ***	Account Balance	Donations for current Fiscal Year	
			Number of times on status quo within last two years	If below 15 members appears				If net loss is greater than 20% appears			If no report in 3 months appears in	When more than one year appears in	Number of repeat terms	Notes the officers that do not have an active	If no report at 12 months appears in red			
Clubs more than two years old																		
24804	AKABIRA	03/03/1962	Active	12	0	0	0	0.00%	13		9			M,VP,SC	1		\$1,498.88	
24807	ASHIBETSU	07/30/1961	Active	40	3	0	3	8.11%	38		0			N P,M,VP,SC	1	90+ Days	\$3,941.26	
Exc Award (06/30/2018, 06/30/2020)																		
24814	BIBAI	10/11/1960	Active	21	3	0	3	16.67%	20		5			T,M,VP,SC	3	90+ Days	\$1,366.30	
Exc Award (06/30/2017)																		
24817	CHIPPUBETSU	06/30/1968	Active	12	1	3	-2	-14.29%	16	6	0			N P,T,M,SC	24+	90+ Days	\$794.71	
24818	CHITOSE	10/21/1961	Active	76	11	1	10	15.15%	66	5	2			N VP,SC	0		\$20,769.46	
Exc Award (06/30/2017, 06/30/2018, 06/30/2020)																		
41425	CHITOSE CHUO	05/24/1982	Active	33	2	0	2	6.45%	32		1			N S,T,VP	0		\$3,532.44	
24820	EBEOTSU	10/16/1966	Active	19	2	0	2	11.76%	17		3			P,S,T,M,VP SC	13	90+ Days	\$456.86	
24821	EBETSU	02/24/1960	Active	39	2	0	2	5.41%	39		7			N T,VP,SC	21		\$3,654.49	
Exc Award (06/30/2024)																		
52985	EBETSU GREEN	04/27/1992	Active	28	3	1	2	7.69%	25	22	3			N S,T,M,VP,SC	0		\$2,100.08	
Exc Award (06/30/2022)																		
24824	ENIWA	01/19/1964	Active	77	13	4	9	13.24%	70	12	0			N P,S,T,M,VP SC	5		\$4,407.78	
24827	FUKAGAWA	11/30/1961	Active	16	1	1	0	0.00%	16	1	4			P,S,M,VP,SC	0		\$783.74	
30381	ISHIKARI	03/11/1975	Active	41	3	0	3	7.89%	38		0			N M,SC	0		\$604.39	
Exc Award (06/30/2024)																		
24843	IWAMIZAWA	11/09/1959	Active	39	2	1	1	2.63%	37	54	1			N T,M,SC	0		\$1,870.15	
Exc Award (06/30/2023)																		
24845	IWAMIZAWA CHUO	07/20/1972	Active	28	1	1	0	0.00%	30	15	7			N T,VP,SC	0		\$997.99	
Exc Award (06/30/2016, 06/30/2017)																		
46124	IWAMIZAWA GREEN	04/01/1986	Active	24	1	2	-1	-4.00%	26	20	0			M,VP,SC	3		\$1,442.54	
123649	Iwamizawa Hamanasu	11/17/2014	Active	69	9	3	6	9.52%	63	3	0			N P,SC	3		\$12,241.04	
Exc Award (06/30/2016, 06/30/2018, 06/30/2020)																		
99228	IWAMIZAWA MAPLE	05/01/2007	Active	21	1	1	0	0.00%	21	0	0			N S,T,SC	0		\$572.78	
Exc Award (06/30/2016, 06/30/2018, 06/30/2020)																		



Club Health Assessment for District 331 A through March 2025

			Status	Membership							Reports					Finance	LCIF
Club Number	Club Name	Charter Date		Current Member Count	YTD Members Added	YTD Members Dropped	YTD Net Growth	YTD Net Growth%	Member Count 12 Months Ago	Avg. length of service for dropped members	Months Since Last MMR ***	Yrs. Since Last Officer Report	President Rotation	Vice President Reported ****	Months Since Last Activity Report ***	Account Balance	Donations for current Fiscal Year
			Number of times on status quo within last two years	If below 15 members appears				If net loss is greater than 20% appears			If no report in 3 months appears in	When more than one year appears in	Number of repeat terms	Notes the officers that do not have an active	If no report at 12 months appears in red		
24855	KITAHIROSHIMA	05/30/1969	Active	30	1	4	-3	-9.09%	33	13	3		None	P,T,M,VP,SC	0	90+ Days	\$4,243.23
24868	MIKASA	11/24/1963	Active	24	1	1	0	0.00%	24	3	1			N SC	0		\$1,907.23
Exc Award (06/30/2016, 06/30/2019, 06/30/20)																	
24875	NAGANUMA	01/22/1967	Active	28	3	1	2	7.69%	27	2	0			N S,T,M,VP,SC	20		\$1,164.90
24876	NAIE	06/16/1961	Active	24	3	0	3	14.29%	23		8			N P,T,M,VP,SC	3		\$1,330.62
24878	NANPORO	04/13/1968	Active	19	2	4	-2	-9.52%	22	26	3			N S,T,M,VP,SC	24+		\$402.52
24884	NUMATA	06/30/1963	Active	38	0	0	0	0.00%	38		16		None	P,S,T,M,VP SC	24+		\$1,223.32
24904	SAPPORO	02/28/1956	Active	23	5	2	3	15.00%	20	34	2			S,T,M,VP,SC	10		\$6,413.54
Exc Award (06/30/2016, 06/30/2020)																	
24905	SAPPORO ACACIA	12/15/1960	Active	54	3	2	1	1.89%	44	17	0			N M,SC	3		\$8,223.90
Exc Award (06/30/2016, 06/30/2017, 06/30/20)																	
78448	SAPPORO AKARENGA	03/02/2004	Active	28	4	1	3	12.00%	27	15	0		None	P,VP,SC	1		\$5,584.37
120798	Sapporo Athlete	11/22/2013	Active	15	0	0	0	0.00%	17		5			R S,T,M,VP	8		
24906	SAPPORO CHUO	10/20/1958	Active	20	2	3	-1	-4.76%	20	13	2			T,M,VP,SC	24+		\$5,466.79
Exc Award (06/30/2016, 06/30/2017, 06/30/20)																	
30168	SAPPORO CLARK	01/31/1975	Active	20	1	0	1	5.26%	19		5			N P,T,M,VP,SC	13	90+ Days	\$329.55
Exc Award (06/30/2018)																	
77883	SAPPORO COSMIC SENIOR	12/02/2003	Active	18	1	8	-7	-28.00%	26	8	0			N P,M,SC	3		\$1,269.41
24907	SAPPORO ELM	11/08/1959	Active	33	0	0	0	0.00%	34		8			M,VP,SC	4		\$2,048.37
Exc Award (06/30/2017, 06/30/2018, 06/30/20)																	
44494	SAPPORO FRONTIER	12/28/1984	Active	45	2	1	1	2.27%	46	2	1			N P,S,T,M,SC	7		\$20,964.99
Exc Award (06/30/2018, 06/30/2020, 06/30/20)																	
56736	SAPPORO GREEN	03/29/1995	Active	25	1	3	-2	-7.41%	27	11	6		None	N P,S,T,M,SC	1		\$9,413.54
37013	SAPPORO HAMANASU	04/25/1979	Active	11	0	0	0	0.00%	11		14		None	P,S,T,M,VP SC	24+	90+ Days	\$277.01
61160	SAPPORO HIGASHI	09/30/1998	Active	39	2	3	-1	-2.50%	41	2	0			S,T,M,VP,SC	24+		\$8,197.51
Exc Award (06/30/2017, 06/30/2018, 06/30/20)																	
47202	SAPPORO HITSUJIGAOKA	04/13/1987	Active	5	2	4	-2	-28.57%	7	4	0		None	P,T,M,VP,SC	12		\$708.50
Exc Award (06/30/2016)																	



Club Health Assessment for District 331 A through March 2025

			Status	Membership							Reports					Finance		LCIF
Club Number	Club Name	Charter Date		Current Member Count	YTD Members Added	YTD Members Dropped	YTD Net Growth	YTD Net Growth%	Member Count 12 Months Ago	Avg. length of service for dropped members	Months Since Last MMR ***	Yrs. Since Last Officer Report	President Rotation	Vice President Reported ****	Months Since Last Activity Report ***	Account Balance	Donations for current Fiscal Year	
			Number of times on status quo within last two years	If below 15 members appears				If net loss is greater than 20% appears			If no report in 3 months appears in	When more than one year appears in	Number of repeat terms	Notes the officers that do not have an active	If no report at 12 months appears in red			
149816	Sapporo Infinity	02/08/2022	Active	43	3	2	1	2.38%	38	2	0			N	SC	1		\$778.26
Exc Award (06/30/2022, 06/30/2023, 06/30/2024)																		
98926	SAPPORO KITANOMORI	03/29/2007	Active	109	5	7	-2	-1.80%	103	8	0			N	SC	13		\$21,223.81
Exc Award (06/30/2019, 06/30/2022, 06/30/2024)																		
44913	SAPPORO KIYOTA	04/26/1985	Active	77	3	0	3	4.05%	75		3			N	P,S,T,M,SC	1		\$8,761.96
Exc Award (06/30/2018, 06/30/2019, 06/30/2024)																		
153791	Sapporo Les Liens	03/07/2023	Active	33	4	6	-2	-5.71%	37	1	0				P,S,T,VP,SC	1		\$5,642.09
Exc Award (06/30/2023, 06/30/2024)																		
38933	SAPPORO LIBERTY	09/10/1980	Active	21	1	4	-3	-12.50%	24	20	1			N	T,SC	0		
Exc Award (06/30/2017)																		
24909	SAPPORO LILAC	08/10/1964	Active	37	2	0	2	5.71%	36		3			N		24+	90+ Days	\$3,257.03
34151	SAPPORO MARUYAMA	06/23/1977	Active	34	3	5	-2	-5.56%	38	7	1			N	P,S,T,M,SC	2		\$5,130.39
55382	SAPPORO MINAMI	03/03/1994	Active	9	0	9	-9	-50.00%	18	17	5			R	P,S,T,M,VP,SC	12	90+ Days	\$111.55
Exc Award (06/30/2016, 06/30/2017, 06/30/2024)																		
24901	SAPPORO MOIWA	03/22/1968	Active	25	2	0	2	8.70%	23		0			N	SC	0		\$2,458.30
Exc Award (06/03/2016, 06/30/2017, 06/30/2024)																		
55303	SAPPORO NAKAJIMA	02/10/1994	Active	102	2	5	-3	-2.86%	86	3	1			N	T,VP,SC	1		\$51,033.38
Exc Award (06/30/2022, 06/30/2024)																		
56407	SAPPORO NISHI	01/06/1995	Active	20	3	7	-4	-16.67%	23	18	0			N	M	1		\$4,085.93
Exc Award (06/30/2017, 06/30/2018)																		
76063	SAPPORO NORTH	06/25/2003	Active	18	8	6	2	12.50%	18	5	0			N		1		\$414.78
Exc Award (06/30/2016, 06/30/2018, 06/30/2024)																		
51427	SAPPORO OHDORI	03/14/1991	Active	30	2	0	2	7.14%	28		0			N	S,M,VP,SC	1		\$2,273.17
Exc Award (06/30/2016, 06/30/2019, 06/30/2024)																		
44791	SAPPORO PIONEER	03/19/1985	Active	70	2	5	-3	-4.11%	73	2	0				M,VP,SC	1		127,030.00
Exc Award (06/30/2016, 06/30/2021, 06/30/2024)																		
24908	SAPPORO POPLAR	11/10/1962	Active	41	3	3	0	0.00%	44	5	0				T,M,VP,SC	20		\$4,064.78
Exc Award (06/30/2018)																		
61344	SAPPORO SENIOR	12/08/1998	Active	43	3	6	-3	-6.52%	46	2	1			N	P,S,M,VP,SC	1		\$464.36




Club Health Assessment for District 331 A through March 2025

			Status	Membership							Reports					Finance	LCIF
Club Number	Club Name	Charter Date		Current Member Count	YTD Members Added	YTD Members Dropped	YTD Net Growth	YTD Net Growth%	Member Count 12 Months Ago	Avg. length of service for dropped members	Months Since Last MMR ***	Yrs. Since Last Officer Report	President Rotation	Vice President Reported ****	Months Since Last Activity Report ***	Account Balance	Donations for current Fiscal Year
			Number of times on status quo within last two years	If below 15 members appears				If net loss is greater than 20% appears			If no report in 3 months appears in	When more than one year appears in	Number of repeat terms	Notes the officers that do not have an active	If no report at 12 months appears in red		
Exc Award (06/30/2019, 06/30/2023)																	
110928	SAPPORO SHINSEI	04/26/2011	Active	24	1	3	-2	-7.69%	25	3	1			N	SC	0	\$7,613.41
41770	SAPPORO SHIRAKABA	07/19/1982	Active	32	3	5	-2	-5.88%	36	41	0			N	P,M,VP,SC	19	\$2,348.60
Exc Award (06/30/2022)																	
47122	SAPPORO SHIROISHI	03/31/1987	Active	46	1	5	-4	-8.00%	51	17	0			N	P,S,T,M,SC	0	\$1,087.36
Exc Award (06/30/2024)																	
46125	SAPPORO SNOWTOPIA	04/02/1986	Active	21	0	0	0	0.00%	21		8				P,T,M,VP,SC	8	\$433.56
Exc Award (06/30/2018)																	
56566	SAPPORO SUSUKINO	02/20/1995	Active	53	7	2	5	10.42%	51	3	0			N	M,SC	0	\$7,268.78
Exc Award (06/30/2020)																	
37540	SAPPORO TOKEIDAI	09/17/1979	Active	74	16	3	13	21.31%	62	25	0				S,T,M,VP,SC	17	\$17,321.65
Exc Award (06/30/2019, 06/30/2020, 06/30/20)																	
117121	SAPPORO TRUST	06/08/2012	Active	23	5	4	1	4.55%	27	3	2			N	P,M,VP,SC	5	\$260.53
Exc Award (06/30/2016, 06/30/2017, 06/30/20)																	
84554	SAPPORO WAKABA	12/20/2004	Active	17	3	5	-2	-10.53%	18	5	3			N	S,M,VP,SC	3	\$2,660.32
24919	SHINTOTSUKAWA	11/26/1966	Active	14	0	0	0	0.00%	16		9				P,S,T,M,VP SC	22	\$195.21
Exc Award (06/30/2020)																	
78798	SORACHI	04/14/2004	Active	24	2	5	-3	-11.11%	27	13	0			N	M,VP,SC	0	90+ Days \$2,295.86
24917	SUNAGAWA	07/29/1960	Active	41	1	0	1	2.50%	42		1			N	S,T,SC	0	90+ Days \$9,050.86
Exc Award (06/30/2017, 06/30/2018)																	
24923	TAKIKAWA	09/17/1960	Active	24	1	1	0	0.00%	26	1	0				P,S,T,M,VP SC	1	\$872.02
Exc Award (06/30/2016)																	
40720	TAKIKAWA CHUO	12/21/1981	Active	40	1	4	-3	-6.98%	48	9	3			N	S,T,M,VP,SC	0	\$1,511.36
24924	TOBETSU	08/07/1962	Active	46	1	1	0	0.00%	46	4	3			N	T,M,SC	3	\$6,104.25
Exc Award (06/30/2018)																	
24930	TSUKIGATA	01/12/1964	Active	19	3	1	2	11.76%	17	39	2				T,M,VP,SC	3	\$378.21
30425	URYU	03/07/1975	Active	16	0	0	0	0.00%	16		9				S,T,M,VP,SC	12	\$401.05
24943	YUBARI CHUO	11/27/1966	Active	8	0	0	0	0.00%	8		16	1	None		P,S,T,M,VP SC	24+	90+ Days \$237.41



Club Health Assessment for District 331 A through March 2025



Club Number	Club Name	Charter Date	Status	Membership								Reports					Finance	LCIF
				Current Member Count	YTD Members Added	YTD Members Dropped	YTD Net Growth	YTD Net Growth%	Member Count 12 Months Ago	Avg. length of service for dropped members	Months Since Last MMR ***	Yrs. Since Last Officer Report	President Rotation	Vice President Reported ****	Months Since Last Activity Report ***	Account Balance	Donations for current Fiscal Year	
			Number of times on status quo within last two years	If below 15 members appears				If net loss is greater than 20% appears			If no report in 3 months appears in	When more than one year appears in	Number of repeat terms	Notes the officers that do not have an active	If no report at 12 months appears in red			
24944	YUNI	06/08/1968	Active	36	2	2	0	0.00%	36	3	1		N	T,M,SC	5		\$1,200.50	

Clubs Cancelled Previous Fiscal Year – Clubs Cancelled within last 12 months may be reinstated

Club Number	Club Name	Charter Date	Current Status*	Cancellation Date
55622	SAPORO ASahi	04/28/1994	Cancelled(7*)	06/29/2024

Current Total Clubs Count	YTD New Clubs Count	YTD Cancelled Clubs Count	YTD Net Club Gain	Current Total Members Count	YTD Add	YTD Drop	YTD Net Growth	YTD Net Growth %	Member Count 12 Months Ago	Average Member Count Per Club	% of Clubs with less than 20 members	% No MMR in 3 Months	% No Officer Report in 12 Months	% of Clubs with balance 90+ days	Number of Clubs in Status Quo	% Status Quo Clubs in Financial Suspension	Number of Cancelled Clubs	Average Cancelled Club Age	Members Lost Due to Cancellation	% of Clubs Cancelled for Non-Financial Reasons
70	0	0	0	2,364	184	161	23	0.98%	2,356	34	23%	37%	1%	17%	0	0%	0	0	0	0%

* - P - Priority Club. Cancellation Reasons: 1-Objectives/conduct, 2-Non-active club, 5-Non-existing club, 6-Disbanding, 7-Merger, 8-Financial Suspension, 9-District/Multiple District Dues.


** - Abbreviation: P-President, S-Secretary, T-Treasurer, M-Member Chairperson, VP-First Vice President, MC-Communications Chairperson, SC-Service Chairperson

*** - Abbreviation: N/R - Never reported using the Lions Clubs website, N/A - Not applicable, No password registered for the Lions Clubs website.

**** - Abbreviation: N - New, IP - Immediate Past, R - Repeat.




Club Health Assessment for District 331 B through March 2025

			Status	Membership							Reports					Finance		LCIF
Club Number	Club Name	Charter Date		Current Member Count	YTD Members Added	YTD Members Dropped	YTD Net Growth	YTD Net Growth%	Member Count 12 Months Ago	Avg. length of service for dropped members	Months Since Last MMR ***	Yrs. Since Last Officer Report	President Rotation	Vice President Reported ****	Months Since Last Activity Report ***	Account Balance	Donations for current Fiscal Year	
			Number of times on status quo within last two years	If below 15 members appears				If net loss is greater than 20% appears			If no report in 3 months appears in	When more than one year appears in	Number of repeat terms		Notes the officers that do not have appears in an active	If no report at 12 months red		
Clubs less than two years old																		
154201	Asahikawa Virtual	05/09/2023	Active	21	1	0	1	5.00%	23		8			N	SC	N/A		
172363	Higashi Hokkaido Web	06/27/2024	Active	21	5	4	1	5.00%	0	0	1		2		M,VP,SC	N/R	90+ Days	
Clubs more than two years old																		
24803	ABASHIRI	08/05/1962	Active	43	1	0	1	2.38%	41		1			N	P,S,T,VP,SC	0	\$1,948.71	
29237	ABASHIRI KATSURA	04/30/1974	Active	30	2	0	2	7.14%	32		4			N	P,S,T,VP,SC	0	\$498.51	
32898	AIBETSU	10/29/1976	Active	23	0	0	0	0.00%	23		13				P,S,T,M,VP SC	15	\$527.42	
24809	ASAHIKAWA	02/24/1958	Active	26	2	3	-1	-3.70%	28	23	0			IP	S,T,M,SC	3	\$1,793.60	
Exc Award (06/30/2017, 06/30/2021)																		
24810	ASAHIKAWA CHUO	11/28/1959	Active	14	0	0	0	0.00%	15		0			N		0	\$396.74	
110481	ASAHIKAWA CRYSTAL	03/02/2011	Active	17	3	0	3	21.43%	15		0			N		12		
24808	ASAHIKAWA HEIWA	11/26/1963	Active	29	0	0	0	0.00%	30		3			N	S,T,M,VP,SC	0	\$1,025.49	
Exc Award (06/30/2020, 06/30/2023)																		
24811	ASAHIKAWA HIGASHI	07/30/1963	Active	14	1	1	0	0.00%	17	9	3				P,S,T,M,VP SC	5	\$260.03	
50000	ASAHIKAWA NANAKAMADO	11/29/1989	Active	27	2	2	0	0.00%	30	9	1			N	P,S,T,M,VP SC	0	\$925.67	
Exc Award (06/30/2018, 06/30/2019, 06/30/20)																		
24812	ASAHIKAWA TAISETSU	06/17/1961	Active	40	3	2	1	2.56%	39	7	1			N	P,S,T,M,VP SC	2	\$2,322.38	
Exc Award (06/30/2018, 06/30/2019, 06/30/20)																		
34152	BIFUKA	06/23/1977	Active	14	1	1	0	0.00%	14	7	0				S,T,M,VP,SC	24+	90+ Days \$200.13	
24816	BIHORO	02/17/1963	Active	35	1	4	-3	-7.89%	38	21	0			N	S	3	\$1,174.37	
24822	ENBETSU	11/04/1964	Active	16	0	2	-2	-11.11%	19	9	3		None		P,S,T,M,VP SC	24+	\$235.07	
24823	ENGARU	12/10/1973	Active	27	4	1	3	12.50%	24	48	2				P,S,T,M,VP SC	5	\$326.62	
24826	ESASHI OKHOTSK L C	06/25/1963	Active	16	0	0	0	0.00%	17		9		6		P,S,T,M,VP SC	24+	90+ Days	
24829	FURANO	03/04/1962	Active	64	6	2	4	6.67%	63	6	0			N	P,S,T,M,VP SC	24+	\$6,099.30	
24832	HABORO	11/18/1962	Active	41	1	3	-2	-4.65%	45	16	1			N	P,T,M,VP,SC	24+	\$1,371.99	
35115	HIGASHIKAWA	02/20/1978	Active	28	0	0	0	0.00%	28		12				P,M,VP,SC	6	\$490.42	



Club Health Assessment for District 331 B through March 2025

			Status	Membership							Reports					Finance	LCIF
Club Number	Club Name	Charter Date		Current Member Count	YTD Members Added	YTD Members Dropped	YTD Net Growth	YTD Net Growth%	Member Count 12 Months Ago	Avg. length of service for dropped members	Months Since Last MMR ***	Yrs. Since Last Officer Report	President Rotation	Vice President Reported ****	Months Since Last Activity Report ***	Account Balance	Donations for current Fiscal Year
			Number of times on status quo within last two years	If below 15 members appears				If net loss is greater than 20% appears			If no report in 3 months appears in	When more than one year appears in	Number of repeat terms	Notes the officers that do not have an active	If no report at 12 months red		
24841	HONBETSU	11/13/1960	Active	24	0	2	-2	-7.69%	25	8	0			T,M,VP,SC	0	90+ Days	\$919.88
40080	HORONOBE	06/23/1981	Active	17	0	1	-1	-5.56%	18	4	0		None	P,S,T,M,VP SC	24+		
24848	KAMIFURANO	05/17/1964	Active	34	3	0	3	9.68%	32		6			S,M,VP,SC	0	90+ Days	\$663.52
Exc Award (06/30/2017, 06/30/2021)																	
24849	KAMISHIHORO	04/28/1970	Active	19	1	1	0	0.00%	19	54	2			N P,S,M,VP,SC	15		\$261.18
24854	KITAMI	05/25/1962	Active	37	4	2	2	5.71%	35	18	0			P,S,T,M,VP SC	5		\$5,500.04
24853	KITAMI CHUO	04/04/1964	Active	39	3	0	3	8.33%	38		2			N SC	9		\$4,120.21
33913	KITAMI SHIRAKABA	05/18/1977	Active	78	2	1	1	1.30%	83	2	1			M,VP,SC	9		\$2,450.18
Exc Award (06/30/2019, 06/30/2023, 06/30/20)																	
24857	KUSHIRO	08/26/1957	Active	27	2	0	2	8.00%	30		0			S,T,M,VP,SC	9		\$143.04
24863	KUSHIRO MINATO	11/23/1968	Active	57	4	0	4	7.55%	54		2			N SC	10		\$3,014.05
31715	KUSHIRO NUSAMAI	02/18/1976	Active	64	1	2	-1	-1.54%	68	13	4			N P,T,M,SC	24+		\$656.63
49466	KUSHIRO SHITSUGEN	04/28/1989	Active	17	0	0	0	0.00%	17		6		None	P,S,T,M,VP SC	24+		\$340.10
107216	KUSHIRO YUYAKE	01/08/2010	Active	45	0	4	-4	-8.16%	51	9	6			N P,S,M,VP,SC	24+		\$405.01
Exc Award (06/30/2021)																	
24864	MAKUBETSU	04/05/1970	Active	17	1	0	1	6.25%	16		8			N M,VP,SC	1		\$578.09
24865	MASHIKE	04/18/1965	Active	26	2	3	-1	-3.70%	27	7	0			P,S,T,M,VP SC	3		
33393	MEMURO	02/23/1977	Active	23	1	3	-2	-8.00%	26	4	4			N P,S,M,VP,SC	22		\$235.07
40343	MONBETSU OKHOTSK	08/28/1981	Active	22	1	2	-1	-4.35%	25	4	1			P,S,T,M,VP SC	1		\$526.72
48458	NAKASHIBETSU	04/14/1988	Active	16	1	0	1	6.67%	15		0			N P,S,T,M,SC	1	90+ Days	\$208.95
24879	NAYORO	04/26/1962	Active	46	9	8	1	2.22%	48	22	0			S,T,M,VP,SC	20		\$1,773.61
24880	NEMURO	06/03/1962	Active	37	4	2	2	5.71%	38	35	3			N S,T,M,VP,SC	24+		\$1,920.20
24885	OBIHIRO	10/21/1958	Active	25	0	0	0	0.00%	27		3			M,VP,SC	0		\$881.81
24886	OBIHIRO CHUO	06/19/1961	Active	27	1	0	1	3.85%	28		4			N P,M,SC	1		\$485.01
24887	OBIHIRO HEIGEN	12/08/1963	Active	26	2	4	-2	-7.14%	28	7	0			N SC	3		\$539.25
Exc Award (06/30/2020)																	



Club Health Assessment for District 331 B through March 2025

			Status	Membership							Reports					Finance		LCIF
Club Number	Club Name	Charter Date		Current Member Count	YTD Members Added	YTD Members Dropped	YTD Net Growth	YTD Net Growth%	Member Count 12 Months Ago	Avg. length of service for dropped members	Months Since Last MMR ***	Yrs. Since Last Officer Report	President Rotation	Vice President Reported ****	Months Since Last Activity Report ***	Account Balance	Donations for current Fiscal Year	
			Number of times on status quo within last two years	If below 15 members appears				If net loss is greater than 20% appears			If no report in 3 months appears in	When more than one year appears in	Number of repeat terms	Notes the officers that do not have an active	If no report at 12 months red			
24888	OBIHIRO KASHIWA	02/23/1972	Active	24	0	0	0	0.00%	25		0			N	P,S,T,M,SC	2		\$8,847.00
78571	OBIHIRO SAKURA	03/26/2004	Active	11	0	0	0	0.00%	11		7		5	R	S,M,VP,SC	24+		\$134.08
41631	OBIHIRO SUZURAN	06/28/1982	Active	16	0	1	-1	-5.88%	17	36	0			N	SC	0		\$395.19
Exc Award (06/30/2023)																		
24890	OKETO	04/03/1964	Active	12	0	0	0	0.00%	13		9	1	None		P,S,T,M,VP SC	24+	90+ Days	
24896	OTOFUKE	08/21/1962	Active	42	1	3	-2	-4.55%	42	9	0				M,VP,SC	3		\$1,441.78
36781	PIPPU	03/19/1979	Active	12	0	3	-3	-20.00%	15	30	1		3	N	S,T,M,VP,SC	13		
24897	RAUSU	10/26/1966	Active	15	0	0	0	0.00%	15		9				P,S,M,VP,SC	24+		\$125.49
24899	RUMOI	02/25/1960	Active	23	0	2	-2	-8.00%	23	21	0				P,T,M,VP,SC	24+		\$668.26
24900	RUMOI MINATO	12/07/1963	Active	54	1	5	-4	-6.90%	59	5	0				M,VP,SC	2		\$2,239.33
127031	Saroma	03/11/2016	Active	18	0	0	0	0.00%	18		10		2		S,T,M,VP,SC	6	90+ Days	\$380.00
46362	SARUFUTSU	06/06/1986	Active	22	1	1	0	0.00%	21	39	0				P,S,T,M,VP SC	24+		\$300.36
24916	SHIBECHA	02/21/1965	Active	34	0	0	0	0.00%	34		2				P,T,M,VP,SC	13		\$2,400.16
24912	SHIBETSU	08/04/1962	Active	40	0	3	-3	-6.98%	42	17	0				T,M,VP,SC	3		\$1,356.30
24903	SHIKAOI	07/24/1966	Active	18	1	0	1	5.88%	17		8			N	P,S,T,M,VP SC	15	90+ Days	
24913	SHIRANUKA	12/16/1960	Active	7	0	0	0	0.00%	8		11		3		P,T,M,VP,SC	5	90+ Days	
61253	SHIRATAKI	11/09/1998	Active	20	0	0	0	0.00%	27		9			N	VP,SC	9		\$530.71
Exc Award (06/30/2021)																		
59952	TANNO	09/03/1997	Active	15	0	0	0	0.00%	15		6				S,T,M,VP,SC	24+	90+ Days	\$1,235.92
24925	TOKACHI IKEDA L C	06/20/1962	Active	16	0	0	0	0.00%	16		3		None		P,S,T,M,VP SC	24+	90+ Days	
41269	TOKACHISHIMIZU	04/01/1982	Cancelled(6*)	0	0	26	-26	-100.00%	25	14	0		None		P,S,T,M,VP SC	24+		
24927	TOMA	12/06/1970	Active	16	0	0	0	0.00%	14		0				P,S,M,VP,SC	1		\$528.98
24934	TOYOKORO	11/24/1968	Active	18	0	1	-1	-5.26%	21	3	0				P,S,T,M,VP SC	9		\$628.24
24929	TSUBETSU	09/15/1963	Active	17	0	0	0	0.00%	19		9		None		P,T,M,VP,SC	24+	90+ Days	\$2,186.73
24935	URAHORO	06/27/1963	Active	13	0	3	-3	-18.75%	15	27	1			N	P,T,M,VP,SC	22	90+ Days	\$495.89
Exc Award (06/30/2021)																		



Club Health Assessment for District 331 B through March 2025

			Status	Membership							Reports				Finance	LCIF	
Club Number	Club Name	Charter Date		Current Member Count	YTD Members Added	YTD Members Dropped	YTD Net Growth	YTD Net Growth%	Member Count 12 Months Ago	Avg. length of service for dropped members	Months Since Last MMR ***	Yrs. Since Last Officer Report	President Rotation	Vice President Reported ****	Months Since Last Activity Report ***	Account Balance	Donations for current Fiscal Year
			Number of times on status quo within last two years	If below 15 members appears				If net loss is greater than 20% appears			If no report in 3 months appears in	When more than one year appears in	Number of repeat terms		Notes the officers that do not have an active	If no report at 12 months appears in red	
40081	UTANOBORI	06/23/1981	Active	17	0	0	0	0.00%	17		12		6	R	S,M,SC	24+	\$130.66
24939	WAKKANAI	04/01/1962	Active	26	1	2	-1	-3.70%	29	9	0				P,S,T,M,VP SC	24+	\$1,774.26
56038	WAKKANAI HOKUTO	08/10/1994	Active	73	1	2	-1	-1.35%	77	12	2			N	P,S,T,M,VP SC	1	\$3,561.57
	Exc Award (06/30/2021)																
33914	YUBETSU	05/18/1977	Active	17	0	1	-1	-5.56%	18	19	3			N	T,M,SC	5	90+ Days \$360.00

Clubs Cancelled Previous Fiscal Year – Clubs Cancelled within last 12 months may be reinstated

Club Number	Club Name	Charter Date	Current Status*	Cancellation Date
36173	KENBUCHI	10/09/1978	Cancelled(6*)	01/29/2024
24862	KUNNEPPU	04/24/1966	Cancelled(6*)	06/29/2024
35268	NAYORO CHUO	03/21/1978	Cancelled(6*)	06/29/2024
24915	SHINTOKU	08/10/1963	Cancelled(6*)	06/29/2024

Current Total Clubs Count	YTD New Clubs Count	YTD Cancelled Clubs Count	YTD Net Club Gain	Current Total Members Count	YTD Add	YTD Drop	YTD Net Growth	YTD Net Growth %	Member Count 12 Months Ago	Average Member Count Per Club	% of Clubs with less than 20 members	% No MMR in 3 Months	% No Officer Report in 12 Months	% of Clubs with balance 90+ days	Number of Clubs in Status Quo	% Status Quo Clubs in Financial Suspension	Number of Cancelled Clubs	Average Cancelled Club Age	Members Lost Due to Cancellation	% of Clubs Non-Financial Reasons
68	0	1	-1	1,865	81	113	-32	-1.69%	1,942	27	40%	43%	1%	22%	0	0%	1	253	26	100%

* - P - Priority Club. Cancellation Reasons: 1-Objectives/conduct, 2-Non-active club, 5-Non-existing club, 6-Disbanding, 7-Merger, 8-Financial Suspension, 9-District/Multiple District Dues.

** - Abbreviation: P-President, S-Secretary, T-Treasurer, M-Member Chairperson, VP-First Vice President, MC-Communications Chairperson, SC-Service Chairperson

*** - Abbreviation: N/R - Never reported using the Lions Clubs website, N/A - Not applicable, No password registered for the Lions Clubs website.

**** - Abbreviation: N - New, IP - Immediate Past, R - Repeat.



Club Health Assessment for District 331 C through March 2025

Club Number	Club Name	Charter Date	Status	Membership							Reports					Finance	LCIF
				Current Member Count	YTD Members Added	YTD Members Dropped	YTD Net Growth	YTD Net Growth%	Member Count 12 Months Ago	Avg. length of service for dropped members	Months Since Last MMR ***	Yrs. Since Last Officer Report	President Rotation	Vice President Reported ****	Months Since Last Activity Report ***	Account Balance	Donations for current Fiscal Year
			Number of times on status quo within last two years	If below 15 members appears				If net loss is greater than 20% appears			If no report in 3 months appears in	When more than one year appears in	Number of repeat terms	Notes the officers that do not have an active	If no report at 12 months appears in red		
Clubs more than two years old																	
24839	ABIRA	12/20/1971	Active	31	5	2	3	10.71%	30	2	0			VP,SC	0		\$3,378.83
29238	ATSUMA	04/30/1974	Active	30	3	4	-1	-3.23%	32	10	2		N	S,T,M,VP,SC	0		\$3,365.83
	Exc Award (06/30/2017, 06/30/2019)																
24819	DATE	12/01/1961	Active	51	2	1	1	2.00%	50	11	2		N	S,M,SC	24+		\$4,869.02
	Exc Award (06/30/2017)																
24825	ESASHI	06/04/1962	Active	7	0	0	0	0.00%	9		9			P,S,M,VP,SC	0		
24833	HAKODATE	09/03/1956	Active	21	0	0	0	0.00%	23		9			S,M,VP,SC	0		\$1,462.91
24847	HAKODATE CHUO	06/29/1971	Active	23	0	1	-1	-4.17%	25	8	8			VP,SC	0		\$562.01
	Exc Award (06/30/2017)																
84145	HAKODATE GAGYU	09/10/2004	Active	4	1	0	1	33.33%	3		8		4	S,T,M,VP,SC	16		\$341.84
	Exc Award (06/30/2017)																
48637	HAKODATE GREEN	05/27/1988	Active	17	0	0	0	0.00%	17		10			P,M,VP,SC	24+		
24834	HAKODATE HIGASHI	11/27/1958	Active	50	2	6	-4	-7.41%	59	4	0		N	P,T,SC	0		\$1,190.20
24836	HAKODATE HOKUTO	12/02/1961	Active	32	4	2	2	6.67%	34	13	3			P,T,VP,SC	0		\$8,796.02
153084	Hakodate Ichiraku	12/06/2022	Active	54	10	5	5	10.20%	49	2	1		N	T,M,SC	N/R		\$940.00
24837	HAKODATE KAIKYO	06/29/1971	Active	4	0	0	0	0.00%	4		21		2	S,T,M,VP,SC	24+		
124428	Hakodate Minato	03/23/2015	Active	26	0	5	-5	-16.13%	31	12	0		N	T,M,VP,SC	24+		\$1,222.01
	Exc Award (06/30/2017)																
61127	HAKODATE MOTOMACHI	09/10/1998	Active	30	0	0	0	0.00%	30		9			P,T,VP,SC	0		\$991.95
24844	IWANAI	03/02/1962	Active	43	3	1	2	4.88%	42	2	1			P,S,T,M,VP SC	6		\$3,305.80
38934	KAMIISO	09/04/1980	Active	29	1	0	1	3.57%	30		8			VP,SC	8		\$1,705.18
24851	KIKONAI SHIRIUCHI L C	04/17/1964	Active	36	2	3	-1	-2.70%	37	5	0			P,T,M,VP,SC	2		\$3,935.08
33982	KITAHIYAMA	05/31/1977	Active	28	0	0	0	0.00%	28		12		None	P,S,T,M,VP SC	N/R		
55400	KUROMATSUNAI	03/14/1994	Active	40	1	4	-3	-6.98%	47	16	2			T,M,VP,SC	24+		\$433.50
24858	KUTCHAN	06/16/1960	Active	51	3	3	0	0.00%	52	9	0		N	S,T,M,SC	11		\$1,699.48



Club Health Assessment for District 331 C through March 2025

			Status	Membership							Reports					Finance	LCIF	
Club Number	Club Name	Charter Date		Current Member Count	YTD Members Added	YTD Members Dropped	YTD Net Growth	YTD Net Growth%	Member Count 12 Months Ago	Avg. length of service for dropped members	Months Since Last MMR ***	Yrs. Since Last Officer Report	President Rotation	Vice President Reported ****	Months Since Last Activity Report ***	Account Balance	Donations for current Fiscal Year	
			Number of times on status quo within last two years	If below 15 members appears				If net loss is greater than 20% appears			If no report in 3 months appears in	When more than one year appears in	Number of repeat terms	Notes the officers that do not have an active	If no report at 12 months red			
24866	MATSUMAE	09/27/1968	Active	35	1	2	-1	-2.78%	38	21	3			N	P,S,M,SC	3	90+ Days	\$2,005.86
24870	MORI	12/08/1962	Active	34	3	3	0	0.00%	36	28	0			N	T,M,VP,SC	24+		
24871	MUKAWA	08/19/1967	Active	32	0	2	-2	-5.88%	34	18	3			N	P,S,T,VP,SC	12		\$2,929.84
Exc Award (06/30/2017)																		
24872	MURORAN	10/18/1958	Active	27	1	0	1	3.85%	26		1			N		0		\$2,302.99
Exc Award (06/30/2022)																		
24874	MURORAN HIGASHI	02/22/1961	Active	47	3	2	1	2.17%	47	3	1			N	S,T,M,VP,SC	2		\$56,777.39
Exc Award (06/30/2017)																		
24881	NIIKAPPU	03/27/1972	Active	38	0	1	-1	-2.56%	39	17	7				M,VP,SC	0		\$1,396.22
24883	NISEKO	02/22/1970	Active	40	2	2	0	0.00%	42	3	0			N		2		\$2,016.31
24882	NOBORIBETSU	08/25/1959	Active	15	0	1	-1	-6.25%	13	33	5				M,VP,SC	7		\$330.65
41270	NOBORIBETSU CHUO	04/27/1982	Active	14	3	3	0	0.00%	17	26	3				T,M,VP,SC	8		\$330.67
64158	OKUSHIRI	04/06/2001	Active	11	0	1	-1	-8.33%	12	24	5			N	S,T,M,VP,SC	24+		
24891	OTARU	02/25/1957	Active	48	0	2	-2	-4.00%	52	5	0				P,T,VP,SC	0		\$1,883.21
24892	OTARU CHUO	03/11/1959	Active	22	0	2	-2	-8.33%	22	18	0			N	P,M,SC	24		\$684.94
24894	OTARU MINATO	03/30/1961	Active	39	3	3	0	0.00%	40	34	1			N	P,T,VP,SC	1		\$787.49
Exc Award (06/30/2021)																		
24895	OTARU USHIO	01/31/1973	Active	26	2	0	2	8.33%	24		3				VP,SC	0		\$1,000.25
24921	SHIRAOI	04/12/1964	Active	46	3	0	3	6.98%	44		8			N	T,M,SC	0		\$3,300.01
24914	SHIZUNAI	06/01/1961	Active	48	2	6	-4	-7.69%	52	14	0				S,T,M,VP,SC	3		\$1,704.97
Exc Award (06/30/2017)																		
24928	TOHYA	09/16/1960	Active	85	4	2	2	2.41%	87	10	0				T,M,VP,SC	24+		\$3,825.43
24926	TOMAKOMAI	04/27/1960	Active	18	0	4	-4	-18.18%	24	24	3			N	S,T,M,VP,SC	2		\$675.41
Exc Award (06/30/2021)																		
24932	TOMAKOMAI CHUO	06/29/1971	Active	77	9	2	7	10.00%	63	7	1			N	T,M,SC	1		\$15,095.47
Exc Award (06/30/2023)																		
31769	TOMAKOMAI HAKUCHO	02/24/1976	Active	46	1	2	-1	-2.13%	50	22	3			N	P,S,T,M,VP SC	3		\$3,188.31



Club Health Assessment for District 331 C through March 2025

INTERNATIONAL

Club Number	Club Name	Charter Date	Status	Membership							Reports					Finance		LCIF		
				Current Member Count	YTD Members Added	YTD Members Dropped	YTD Net Growth	YTD Net Growth%	Member Count 12 Months Ago	Avg. length of service for dropped members	Months Since Last MMR ***	Yrs. Since Last Officer Report	President Rotation	Vice President Reported ****	Months Since Last Activity Report ***	Account Balance	Donations for current Fiscal Year			
			Number of times on status quo within last two years	If below 15 members appears				If net loss is greater than 20% appears			If no report in 3 months appears in	When more than one year appears in	Number of repeat terms	Notes the officers that do not have an active	If no report at 12 months appears in red					
51381	TOMAKOMAI HASUKAPPU	03/04/1991	Active	34	2	2	0	0.00%	35	3	0			N SC	3		\$5,937.11			
	Exc Award (06/30/2020, 06/30/2021, 06/30/2022)																			
24940	YAKUMO	07/28/1960	Active	32	2	3	-1	-3.03%	34	8	0			N P,T,M,VP,SC	24+		\$1,914.53			
24941	YOICHI	10/17/1960	Active	51	5	5	0	0.00%	52	11	1			T,M,VP,SC	2		\$1,814.99			
Current Total Clubs Count	YTD New Clubs Count	YTD Cancelled Clubs Count	YTD Net Club Gain	Current Total Members Count	YTD Add	YTD Drop	YTD Net Growth	YTD Net Growth %	Member Count 12 Months Ago	Average Member Count Per Club	% of Clubs with less than 20 members	% No MMR in 3 Months	% No Officer Report in 12 Months	% of Clubs with balance 90+ days	Number of Clubs in Status Quo	% Status Quo Clubs in Financial Suspension	Number of Cancelled Clubs	Average Cancelled Club Age	Members Lost Due to Cancellation	% of Clubs Cancelled for Non-Financial Reasons
43	0	0	0	1,472	83	87	-4	-0.27%	1,515	34	19%	47%	0%	2%	0	0%	0	0	0	0%

* - P - Priority Club. Cancellation Reasons: 1-Objectives/conduct, 2-Non-active club, 5-Non-existing club, 6-Disbanding, 7-Merger, 8-Financial Suspension, 9-District/Multiple District Dues.

** - Abbreviation: P-President, S-Secretary, T-Treasurer, M-Member Chairperson, VP-First Vice President, MC-Communications Chairperson, SC-Service Chairperson

*** - Abbreviation: N/R - Never reported using the Lions Clubs website, N/A - Not applicable, No password registered for the Lions Clubs website.

**** - Abbreviation: N - New, IP - Immediate Past, R - Repeat.